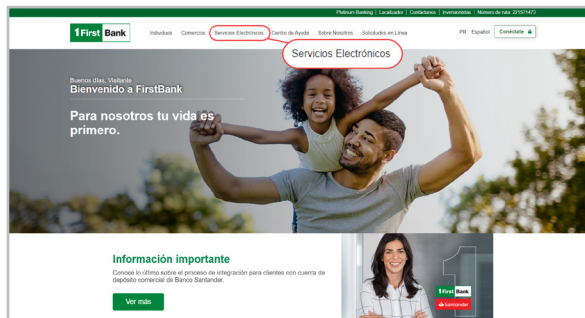


Learn how to make payments in Servicing Digital of FirstBank

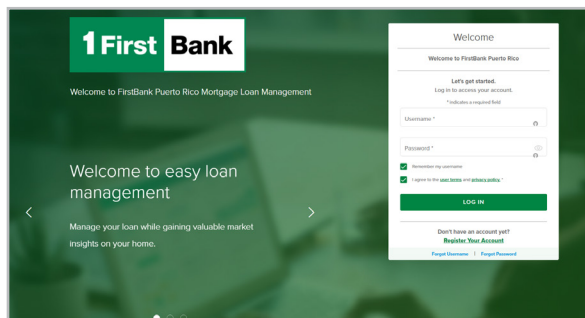
1. Visit **1firstbank.com** and select **Online Services**, then **Online Mortgage**. Click the **More details** under **Manage your mortgage online**.



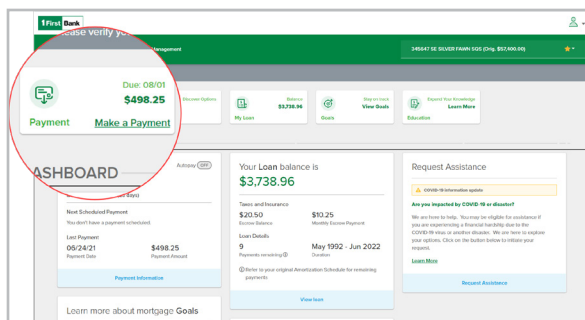
2. Click the **Access your mortgage loan**.



3. If you already have an account, enter your username and password. Then click **LogIn**. If you do not have an account, click **Register your account**.



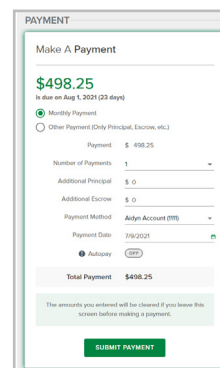
4. On the initial screen, click **Make a Payment**.



5. On the **Make a Payment** screen you can make your monthly payment or make payments to the principal and / or the reserve account (Escrow).

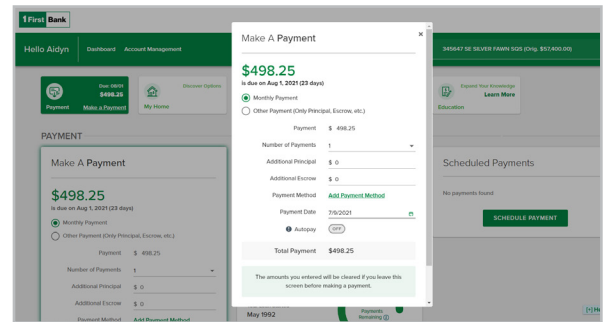
For example: If you want to make the monthly payment, select the **Monthly Payment** option.

Then you must select the payment method. If you do not have any payment method configured, you must add the information in the **Add Account** option.

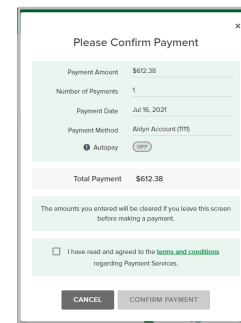


- On the **Add Account** screen you must complete the information of the Account holder (**Name on Account**), Nickname for the payment method (**Nickname Payment Method**), Route and transit number (**Routing Number**) and select if the account is Checking or Savings.

Then click **Save**.

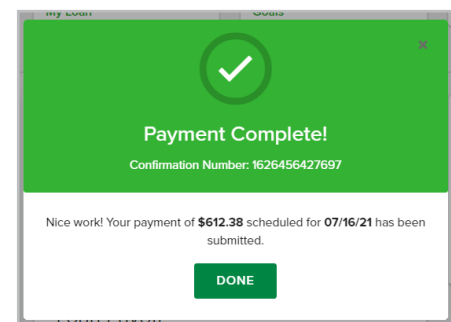


- Double check all the information. It is important that you read the terms and conditions by clicking the **Terms and Conditions** link. If you agree, you must activate the box and then click **Confirm Payment** to process the payment.

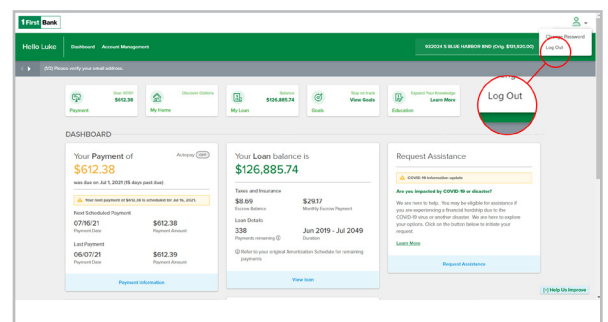


- The system will show you the message **Payment Complete** and the reference number of the payment.

Then click **Done** to return to the initial screen.



- To exit, please click **Logout**.



Call us at 787.283.4120
or 1.800.983.4120

Write us
mortgageservicing@firstbankpr.com

Visit us
1firstbank.com



Certain restrictions apply. FirstMortgage is a division of FirstBank Puerto Rico. FirstBank is an FDIC Member. OCIF Lic. B-31.



Todo está en uno